

CLICKIT SHOULDER

PROXIMAL HUMERUS EXTERNAL FIXATOR

Minimally invasive

Versatile

Stable



Indications

For two- or three-fragment proximal humeral fractures.

PRODUCT FEATURES

ADVANTAGES

Minimally invasive

Percutaneous fixation with Ø 2.5 - Ø 3.0 mm threaded wires
Reduced blood loss

Carbon fibre rods

Lightweight and radiolucent

Sterile

Reay-to-use kit with dedicated instruments

Stable

Early mobilisation


Versatile

No constraints in positioning the wires

Modular

Same clamp for rods and screws

Components



Small universal clamp

Made of aluminum and steel alloy.
Allows the connection between rods and/or screws with a diameter between 3.0 mm and 6.0 mm.
Allows the connection between single wire with a diameter between 2.5 mm and 3.0 mm.

Wire clamp

Made of aluminum and steel alloy.
Allows the connection of two wires with a diameter between 2.5 mm-3.00 mm and a clamp per rod.
The clamp features a quick-coupling mechanism to facilitate its application.



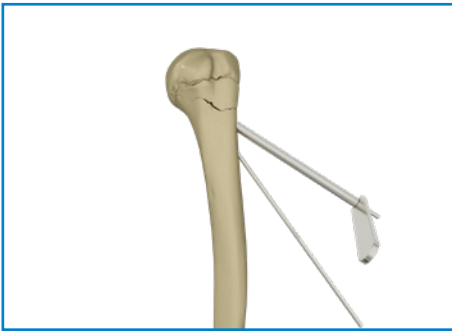
Carbon fibre rods

6.0 mm diameter and lengths available between 100 mm and 400 mm.

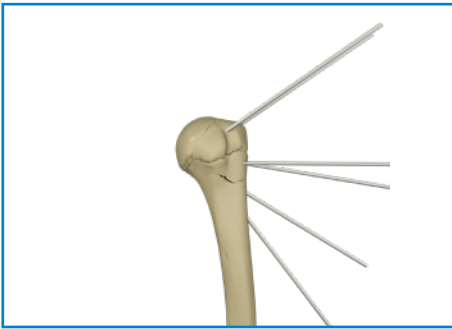
Operating technique notes



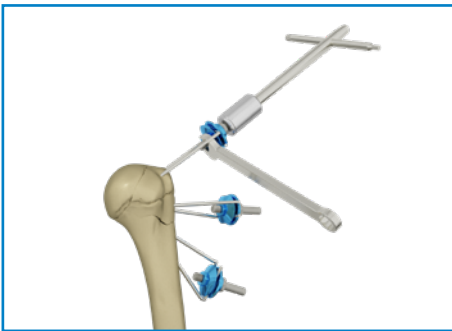
Insert each wire with a power drill at low speed using the wire guide. Insert the first wire at approximately a 20° angle of the humeral diaphysis and aim it towards the calcar region. Insert the wire up to the humeral head without penetrating it. Check the wire insertion position by means of X-ray.



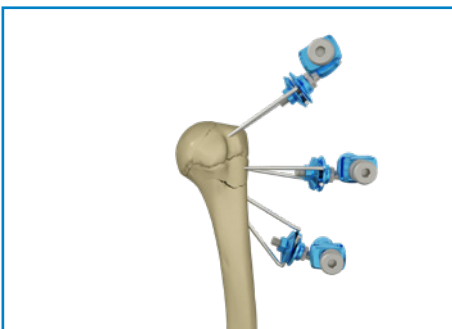
Insert a second wire 1 cm more proximal to the first one.



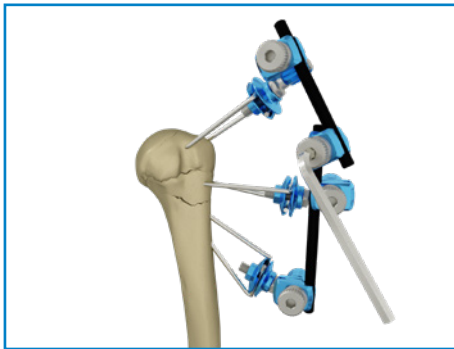
Insert two more wires proximal to the previous ones. To achieve better stability, it is recommended to insert two additional wires in the proximal part of the humeral head. If necessary, bend the wires at approximately 90°.



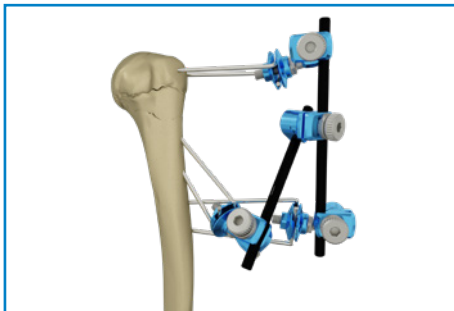
Insert a wire clamp on each pair of wires approximately 3 cm away from the skin. Tighten the clamp using the 10 mm flat wrench and the T-wrench. Cut the wires.



Attach the small universal clamps to each wire clamp.



Connect the clamps using rods.
Tighten the small universal clamps using the 5.0 mm L-wrench.



An alternative application can be performed using two wires perpendicular to the diaphysis.

Kit ClickIt Shoulder



Description	Qty.
Small universal clamp	4
Wire clamp	3
Rod Ø 6.0 mm L 150 mm	2
Rod Ø 6.0 mm L 250 mm or L 100 mm	2
Threaded wire Ø 2.5 mm L 300 mm thread 70 mm	6
Wire guide Ø 2.5 mm	1
Universal T-wrench	1
Ø 6.0 mm adaptor for T-wrench	1
5.0 mm L-wrench	1
10 mm open-end wrench	1

Each component is available single packed sterile.
In the case of use of individual components, a multipurpose instrument set is provided.

Sterilization

The ClickIt Shoulder Kit is supplied sterile.
We indicate sterilizing the instruments in saturated steam autoclave according to the following parameters:

TEMPERATURE: 134°

EXPOSITION: 5 min

Clinical cases

CASE 1

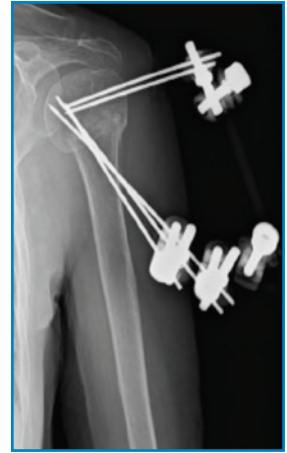
Dr. N. Godi, Dr. P. Avanzi, Dr. C. Zorzi - Hospital Sacro Cuore di Negrar (VR)



♀ 76 years of age
Domestic accident
Preoperative X-ray



Post-operative follow-up and
clinical exam



Follow-up at 40 days

CASE 2

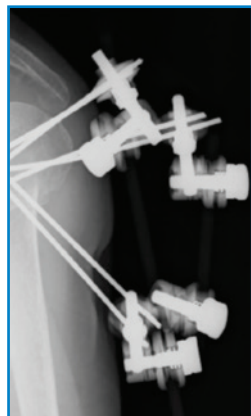
Dr. N. Godi, Dr. P. Avanzi, Dr. C. Zorzi - Hospital Sacro Cuore di Negrar (VR)



♀ 56 years of age
Domestic accident
Preoperative X-ray



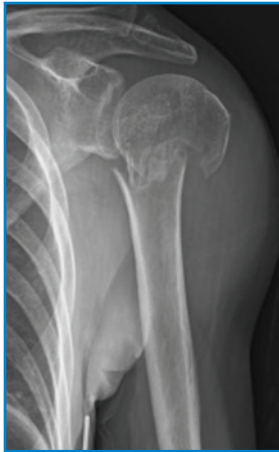
Post-operative follow-up and
clinical exam



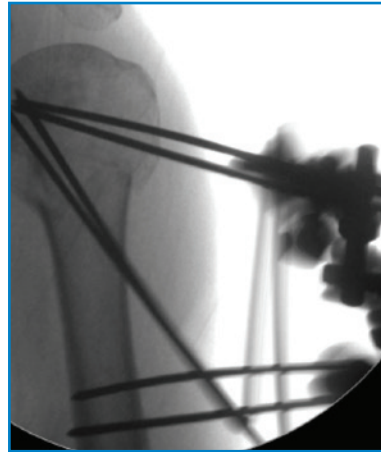
Follow-up at 60 days and removal

CASE 3

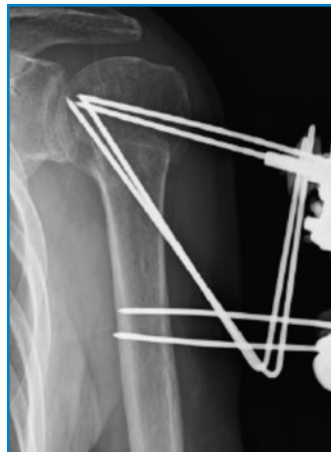
Dr. N. Godi, Dr. P. Avanzi, Dr. C. Zorzi - Hospital Sacro Cuore di Negrar (VR)



♀ 72 years of age
Domestic accident
Preoperative X-ray



Post-operative follow-up and clinical exam



Follow-up, recovery and clinical exam at 45 days

5000630ST KIT CLICKIT SHOULDER with rods Ø 6.0 mm L 150 mm and L 250 mm

5000630STA KIT CLICKIT SHOULDER with rods Ø 6.0 mm L 100 mm and L 150 mm

COMPONENTS and ACCESSORIES

Code	Description
5000614ST	Small universal clamp
5000616ST	Wire clamp Ø 2.5-Ø 3.0 mm
5006.10ST	Carbon fibre rod Ø 6.0 mm L 100 mm
5006.15ST	Carbon fibre rod Ø 6.0 mm L 150 mm
5006.20ST	Carbon fibre rod Ø 6.0 mm L 200 mm
5006.25ST	Carbon fibre rod Ø 6.0 mm L 250 mm
5006.30ST	Carbon fibre rod Ø 6.0 mm L 300 mm
5006.35ST	Carbon fibre rod Ø 6.0 mm L 350 mm
5006.40ST	Carbon fibre rod Ø 6.0 mm L 400 mm
5000610ST	Threaded wire Ø 2.5 mm L 300 mm thread 70 mm
5000611ST	Threaded wire Ø 3.0 mm L 300 mm thread 70 mm

INSTRUMENTS *

Code	Description	Q.tà
5006562SHO	Complete ClickIt Shoulder instrument sterilization box	
Comprising:		
5000620	Wire guide Ø 2.5 mm	1
5000621	Universal T-wrench	1
5000622	5.0 mm L-shaped Allen key	1
5000623	10 mm open-end wrench	1
5006.06	Wrench for screws Ø 6.0 mm	1
5006560SHO	Empty ClickIt Shoulder instrument sterilization box	1

* Implantable and sterile devices are covered by the CE-1936 marking, while non-sterile reusable instruments are covered by the CE marking



HEADQUARTERS

Via P. Gobetti, 56r - 16145 Genova
Tel. +39 010 30801 - Fax +39 010 3080210
www.mikai.it - servizio.clienti@mikai.it

MANUFACTURING FACILITY

Via Canestrello, 2 - 36050 Monteviale (VI)
Tel. +39 0444 950100 - Fax +39 0444 950133
www.mikai.it - servizio.clienti@mikai.it